

## Participating in Poll Everywhere Activities

Instructors may include Poll Everywhere activities in courses to conduct quick assessments, enable deeper discussion, or just to gauge your impressions of a new topic.

Your instructor may provide two ways for you to participate and respond to the activities. One will be by going to **PollEv.com/name of the instructor poll** or by **text** using your smartphone.

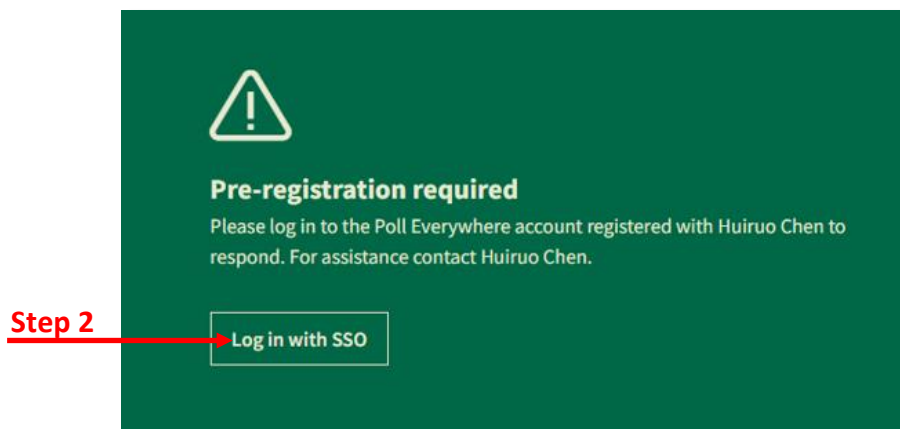
### Participating Using PollEv.com

1. Type or click on the URL provided by your instructor. It will begin with *PollEv.com/*.

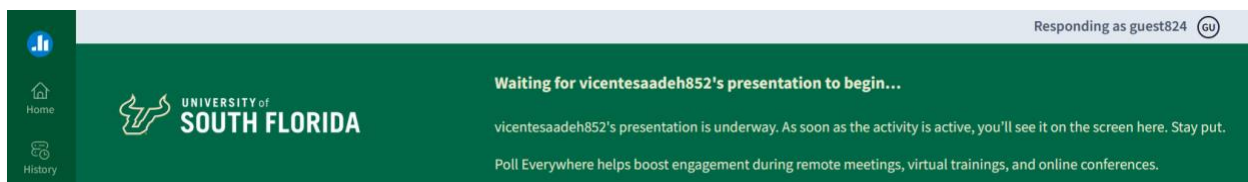


When poll is active, respond at **PollEv.com/vicentesaadeh852** ← **Step 1**  
Text **VICENTESAADEH852** to **22333** once to join

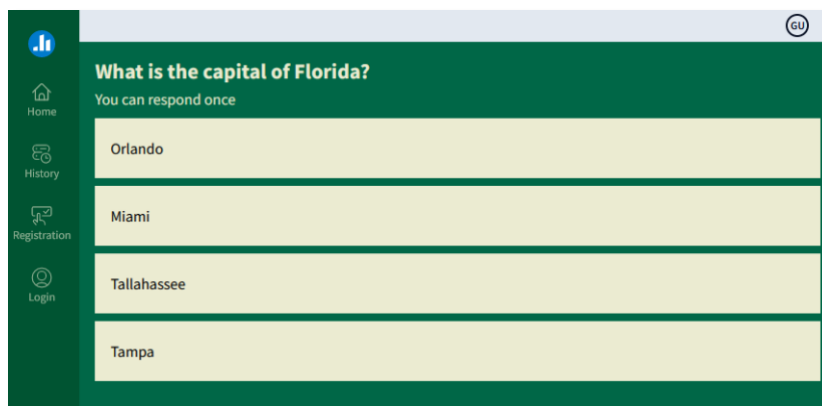
2. Click **Log in with SSO** (only if you get this message). This message will appear if your instructor has restricted access to only registered participants.



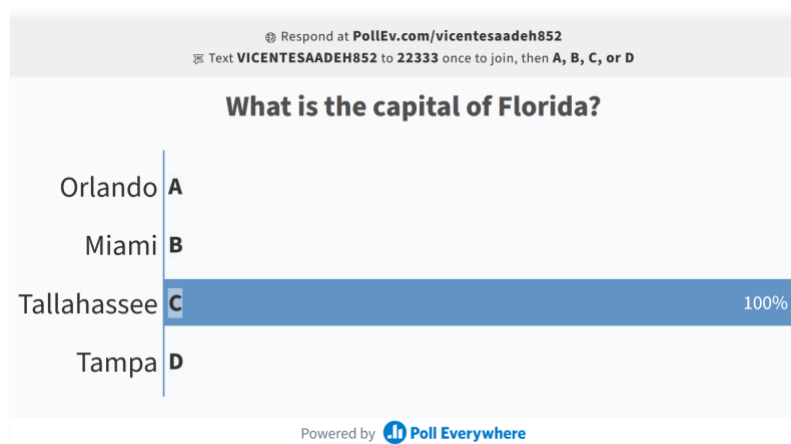
3. Once you have logged in, you will be redirected to a screen where the question will appear. If the instructor has not activated the activity, you will see a message stating that you are waiting for the instructor's presentation to begin.



- Once the instructor has activated the poll, you can respond to the activity.



**Note:** This is the results screen that the instructor may show to the entire class.



## Participating Using Text Messaging

If your instructor has a multiple-choice or open-ended question, you can participate via text message. All other question types **cannot** accept responses via text.

- Go to your text messaging app in your phone.
- Input the text information provided from your instructor.

When poll is active, respond at [PollEv.com/vicentesaadeh852](https://PollEv.com/vicentesaadeh852)

Text **VICENTESAADEH852** to **22333** once to join

**Step 2**

- After receiving the confirmation via text, type the letter choice for the answer to the multiple-choice question on screen or enter the text for the open-ended question.
- Send the answer from your text message app.