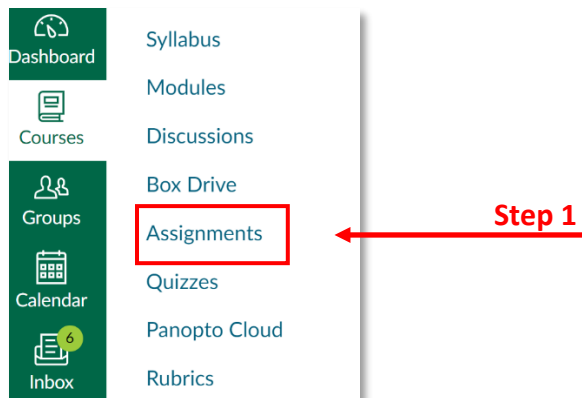
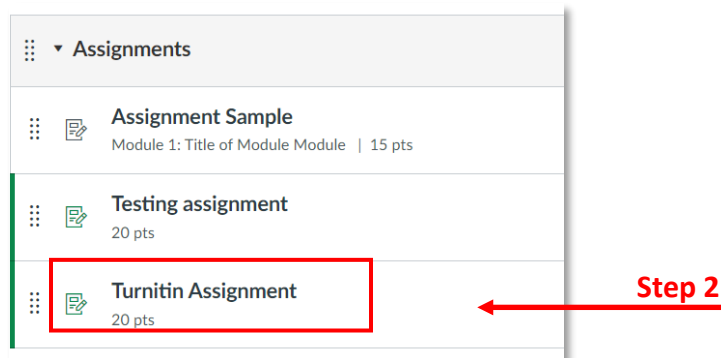


## Turnitin Grading Students' Papers

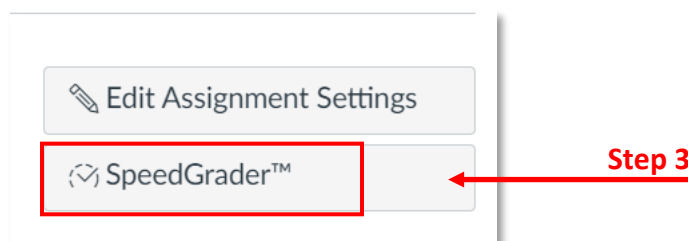
1. Navigate to your course and click **Assignments**.



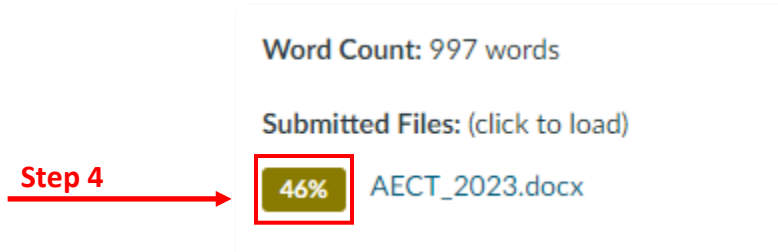
2. Click to open the assignment with the **Turnitin** settings.



3. Click **Speed Grader** to grade students' papers using the Rubric annotations and feedback.



4. Click to view the percentage to see the Turnitin Report in the Turnitin window.



- When you open the Turnitin report you may see two different views, **Classic View** or **Beta View**. **Beta View** is the newer version of Turnitin which provides expanded options for the similarity report. If you see the **Beta View** you can switch to **Classic View** by clicking the option on the bottom. The last page of this handout contains information regarding the **Classic View**.

## Turnitin Beta View (New 2023)

Step 5

The screenshot shows a Turnitin report interface. At the top left, a red box highlights a button labeled "Go to Classic View" with an arrow pointing to it from the text "Step 5". The document title is "1 of 1: Student Name" and the file name is "AECT 2023.docx". The main content area displays the document text, including an abstract and sections for Context and Methods. On the right side, there is a "46% Overall Similarity" summary with a "Filters" button. Below this, there are two tabs: "Match Groups" (selected) and "Sources". The "Match Groups" section shows 22 matches found with Turnitin's database, categorized as follows:

Match Group	Count	Percentage
Not Cited or Quoted	14	28%
Missing Quotations	2	2%
Missing Citation	6	17%
Cited and Quoted	0	0%

Below the match groups, there is a section for "Not Cited or Quoted" with 14 matches from 6 sources. One source is expanded to show:

- 1 Internet Not Cited or Quoted
- www.aect.org (16%)
- 8 text blocks, 162 matched words

Another source is partially visible below:



- 2 Internet Not Cited or Quoted

## Turnitin Classic View

A: Flag for Review B: Match Overview C: All sources D: Filters and Settings  
E: Excluded sources

The screenshot shows the Turnitin Classic View interface. At the top, there is a navigation bar with "feedback studio", a "Go to Beta View" button, a search field containing "Student Name", and a document identifier "AECT 2023.docx". The main content area displays a document with several paragraphs of text. The first paragraph is titled "Supporting Learning in the pandemic: An empirical case study on students' engagement in a synchronous hybrid classroom". Below it is an abstract paragraph. The text in both paragraphs is highlighted in pink. To the right of the document is a vertical sidebar with several icons. Five red arrows point from the right side of the image to specific icons in the sidebar, labeled A through E. A: points to the flag icon, B: points to the match overview icon, C: points to the sources icon, D: points to the filters and settings icon, and E: points to the excluded sources icon.

**NOTE:** Turnitin has a grades field that students see. If a teacher uses **SpeedGrader** it will not re-populate the grades field in Turnitin. The grade in Turnitin will remain empty, students may question why they don't see their grade there. Remind students that the grades are available through their **Grades** in Canvas.

Turnitin Assignment	
Out of 20	
-	
	
-	
-	
-	