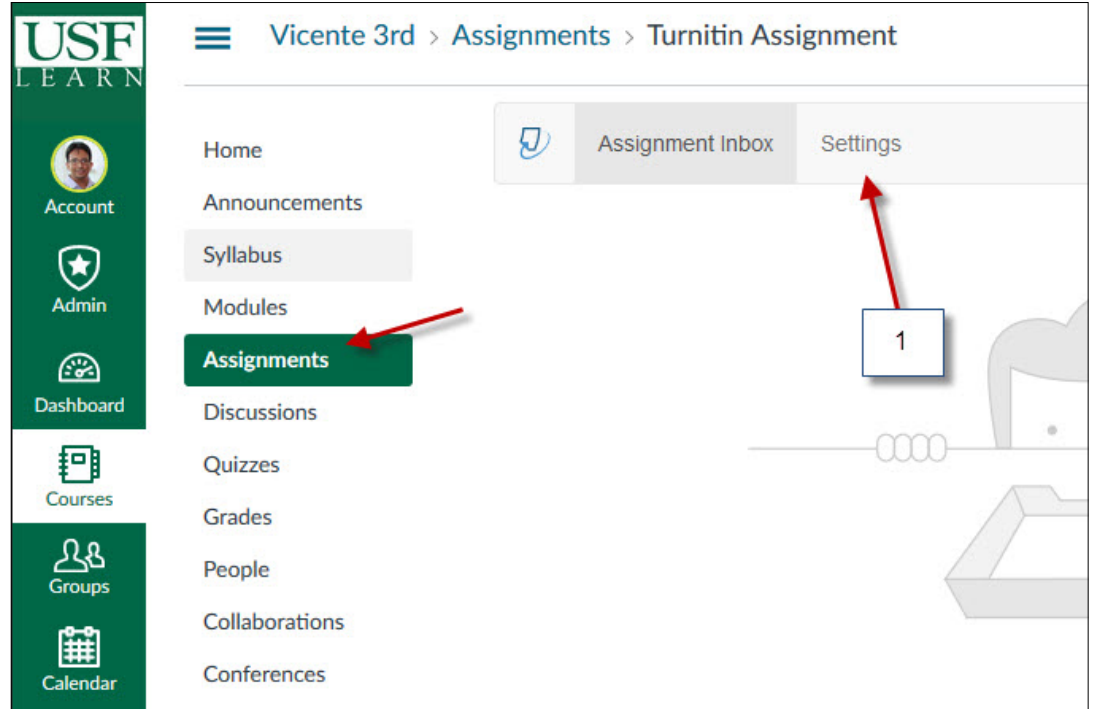


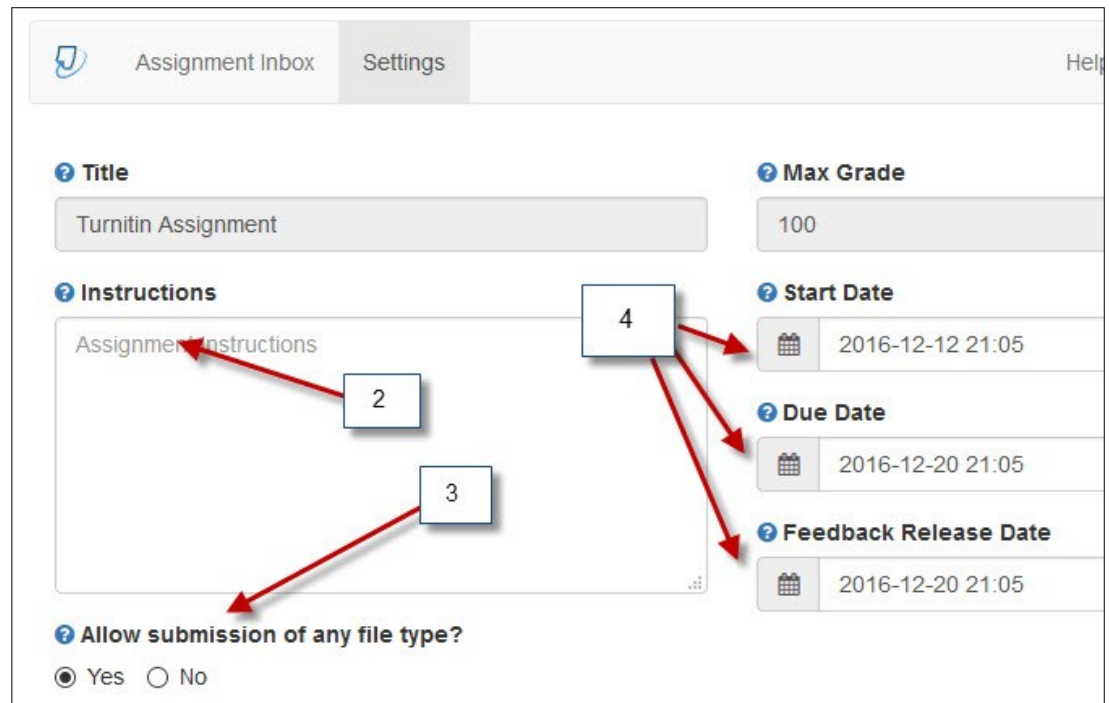
- 1) Go to your course and open the assignment that has the **Turnitin LTI**. Click on **Settings**



- 2) Add any other instructions for the assignment

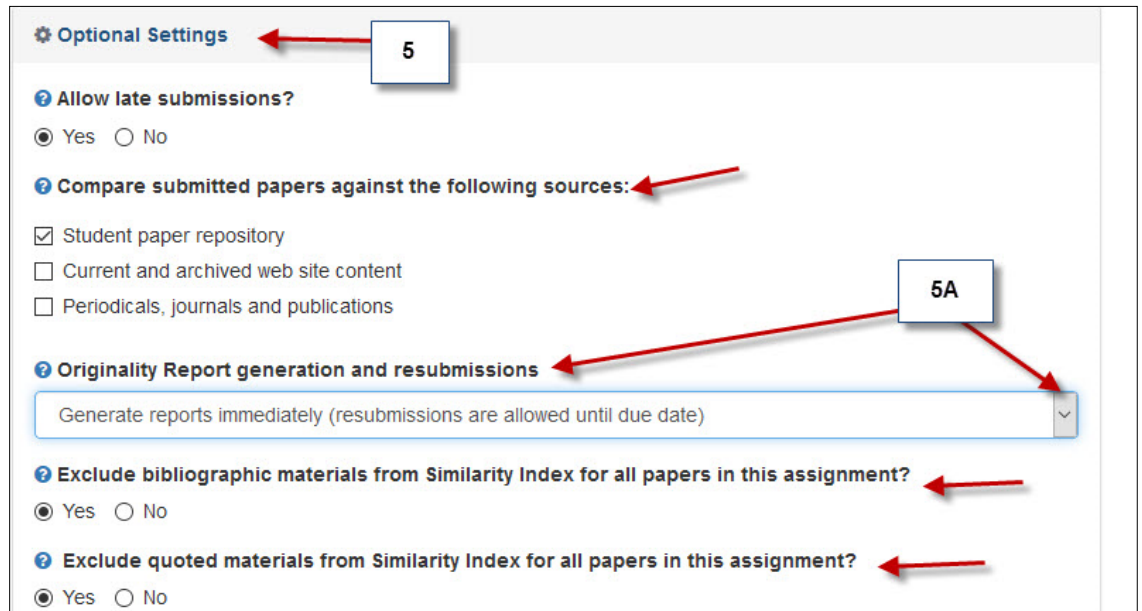
- 3) Select desired option

- 4) **NOTE:** These dates are linked to the due dates selected in Canvas when setting up the assignment. If no due date is set in Canvas then you will be able to modified this due date in Turnitin.



5) Open the “Optional Settings” to access the advance options

Select desired options



Optional Settings

5

Allow late submissions?
 Yes No

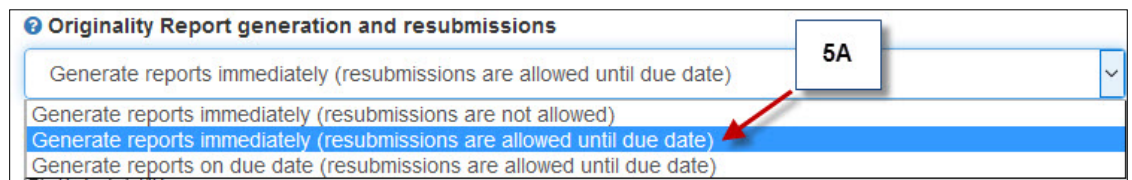
Compare submitted papers against the following sources:
 Student paper repository
 Current and archived web site content
 Periodicals, journals and publications

Originality Report generation and resubmissions
 Generate reports immediately (resubmissions are allowed until due date) 5A

Exclude bibliographic materials from Similarity Index for all papers in this assignment?
 Yes No

Exclude quoted materials from Similarity Index for all papers in this assignment?
 Yes No

5A) **NOTE:** Make sure you select the correct setting to allow students to resubmit their papers



Originality Report generation and resubmissions

5A

Generate reports immediately (resubmissions are allowed until due date)

Generate reports immediately (resubmissions are not allowed)

Generate reports immediately (resubmissions are allowed until due date)

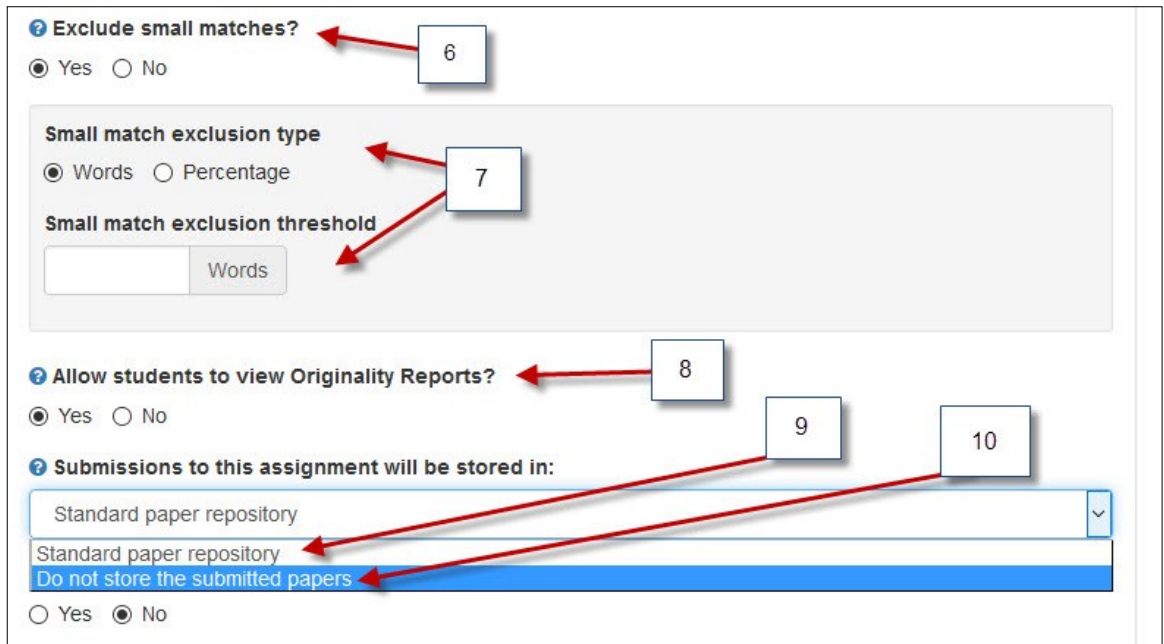
Generate reports on due date (resubmissions are allowed until due date)

6, 7) Select desired options

8) Select **Yes** to allow students to view their Originality Report

9) If you select “Standard paper repository” the paper will be included in the database (**Summative**)

10) If you want this submission to be **only a Draft (Formative)** select “Do not store the submitted papers”



Exclude small matches? 6
 Yes No

Small match exclusion type 7
 Words Percentage

Small match exclusion threshold
 Words

Allow students to view Originality Reports? 8
 Yes No

Submissions to this assignment will be stored in: 9 10
 Standard paper repository
 Standard paper repository
 Do not store the submitted papers

Yes No

11) DO NOT USE THIS OPTION

Rubrics need to be added within Canvas

12) Select this option if desired

13) Select **YES** if you would like to repeat this settings for future assignments

NOTE: if you save this setting this will become the new default Turnitin setting for new assignments from now on until you save a new setting

14) **Submit** to save

The screenshot shows the Turnitin LTI settings interface. At the top, there is a section titled "Attach a rubric to this assignment" with a note: "Note: students will be able to view attached rubrics and the rubric content prior to submitting." Below this is a dropdown menu currently set to "No rubric", with a callout box labeled "11" pointing to it. Underneath the dropdown is a link "Launch Rubric Manager". The next section is "Enable grammar checking using ETS® e-rater® technology?" with radio buttons for "Yes" and "No", where "No" is selected. A callout box labeled "12" points to the "No" radio button. Below this is another question: "Would you like to save these options as your defaults for future assignments?" with radio buttons for "Yes" and "No", where "No" is selected. A callout box labeled "13" points to the "No" radio button. At the bottom left of the form is a blue "Submit" button, with a callout box labeled "14" pointing to it.