
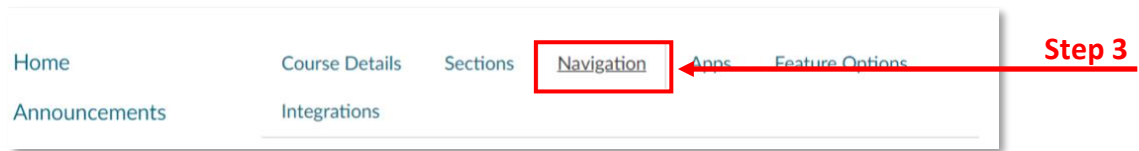


## How To Disable Follet Discover

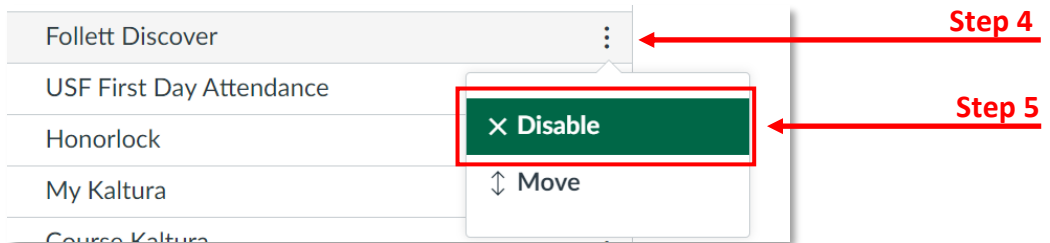
1. Access the course(s) that you want to disable the Follett Discover link within.
2. Scroll Down and click **Settings** from the navigation menu.



3. Click the **Navigation** tab from the top menu.



4. Next to **Follett Discover** (or any link you want to disable) click the **three vertical dots**.
5. Click **Disable**.



### Disabling Using Drag and Drop Method:

6. Drag and drop the **Follett Discover** button to the bottom area named **"Drag items here to hide them from students"**.
7. Scroll down and click **Save**.

