
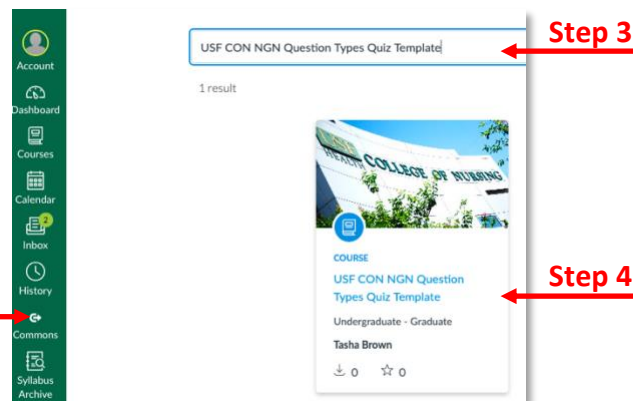
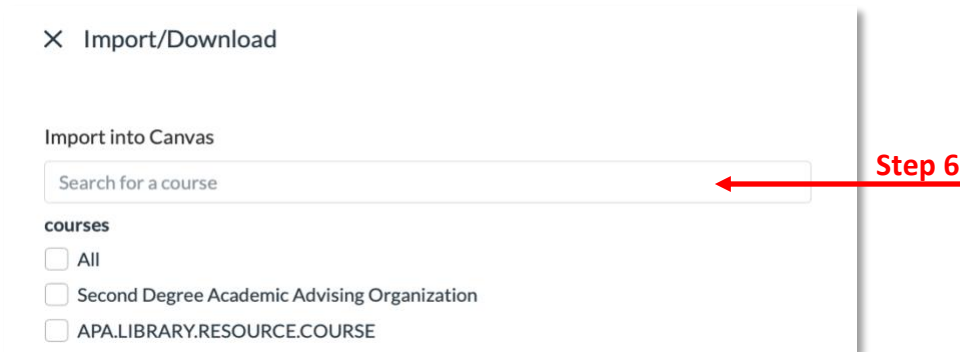


Importing USF CON NGN Question Types Quiz Template

1. Access Canvas.
2. Click **Commons** (in the green menu on the left). You may have to click **Authorize** to access *Commons*.
3. In the search box, type *USF CON NGN Question Types Quiz Template*.
4. Click the module titled *USF CON NGN Question Types Quiz Template*.
5. Click **Import/Download**.



6. Search for the course you want to import the module into by scrolling and checking it or typing the name in the search box.



7. Scroll down to the bottom and click **Import into Course**.
8. Go to the course you imported the module into and verify it was added to the course. You may have to move the module to desired location on the *Modules* page.
9. Duplicate the imported quiz template as many times as you need for your course and then proceed to edit the questions.