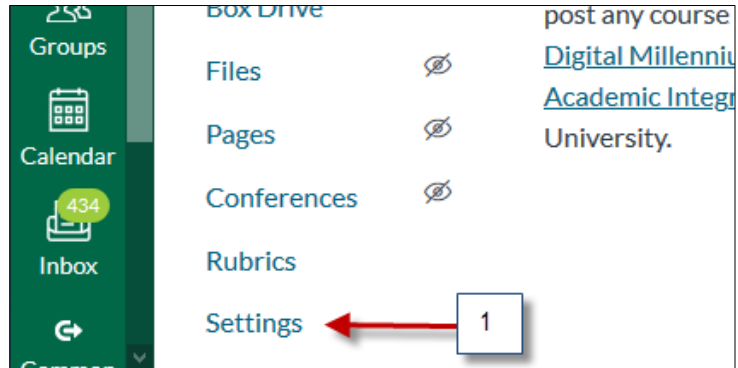
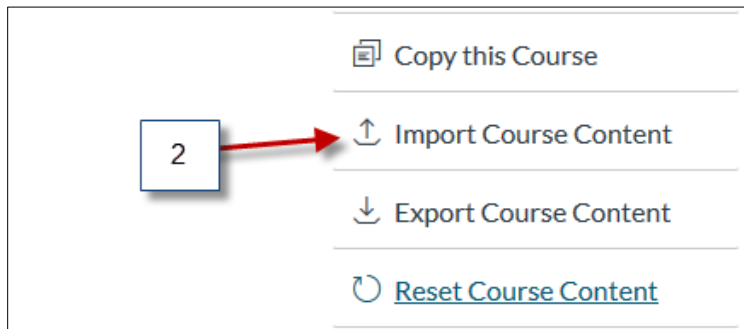


HOW TO IMPORT THE APA MODULE TO A COURSE

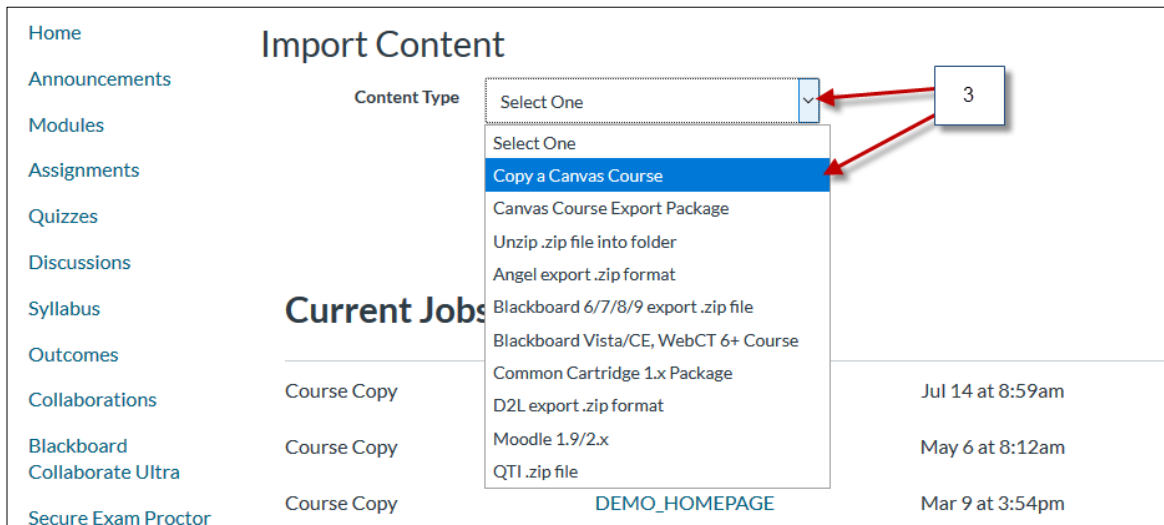
1. Go to **Settings** in your course



2. Click **Import Course Content**



3. Select **Copy a Canvas Course**



HOW TO IMPORT THE APA MODULE TO A COURSE

4. Search for APA.LIBRARY.RESOURCE.COURSE
5. Check **Select specific content**
6. Click **Import**

Home
Announcements
Modules
Assignments
Quizzes
Discussions
Syllabus
Outcomes
Collaborations
Blackboard
Collaborate Ultra
Secure Exam Proctor

Import Content

Content Type: Copy a Canvas Course

Search for a course: APA.LIBRARY.RESOURCE.COURSE

Include completed courses

Content: All content Select specific content

Options: Adjust events and due dates

Cancel Import

7. Click **Select Content**

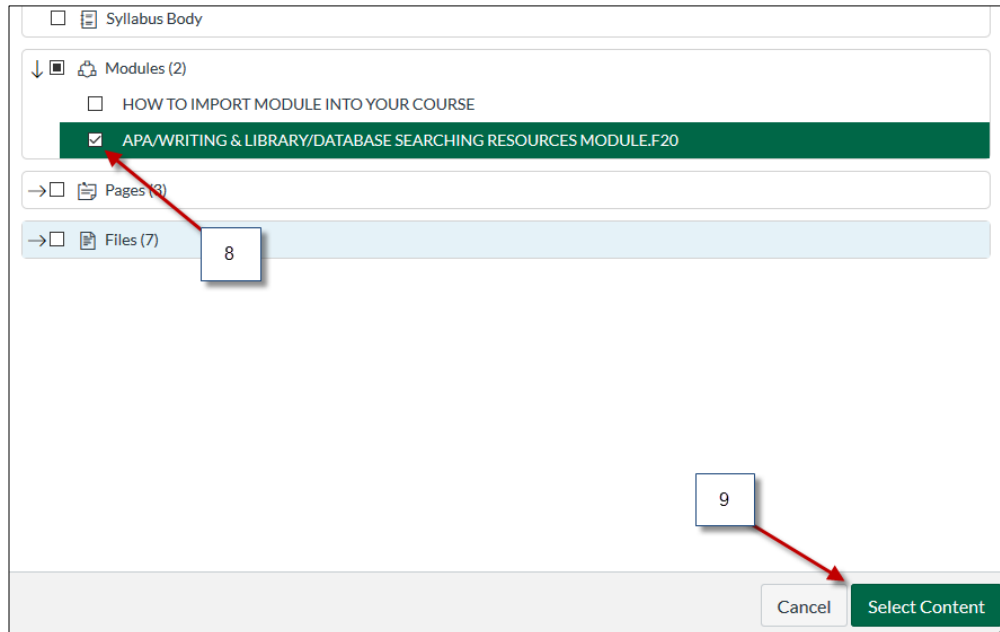
Current Jobs

Course Copy	APA.LIBRARY.RESOURCE.C...	Jul 27 at 8:50am	Waiting for Selection	Select Content
Course Copy	Update Demo NGR6471...	Jul 14 at 8:59am	Completed	
Course Copy	DEMO_HOMEPAGE	May 6 at 8:12am	Completed	
Course Copy	DEMO_HOMEPAGE	Mar 9 at 3:54pm	Completed	

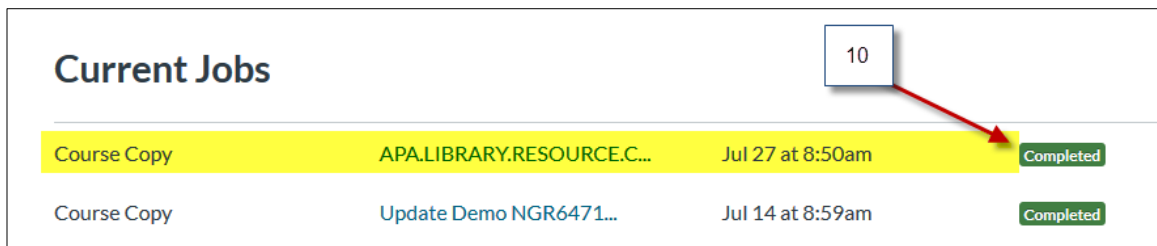
HOW TO IMPORT THE APA MODULE TO A COURSE

8. Under Modules check **(APA/WRITING & LIBRARY/DATABASE SEARCHING RESOURCES MODULE.F20)**

9. Click **Select Content**



10. The import is now **Completed**



11. Go back to Modules and scroll down to the bottom to see the APA Module. Grab/Drag the entire Module to the top area right below the **Start Here Module**

