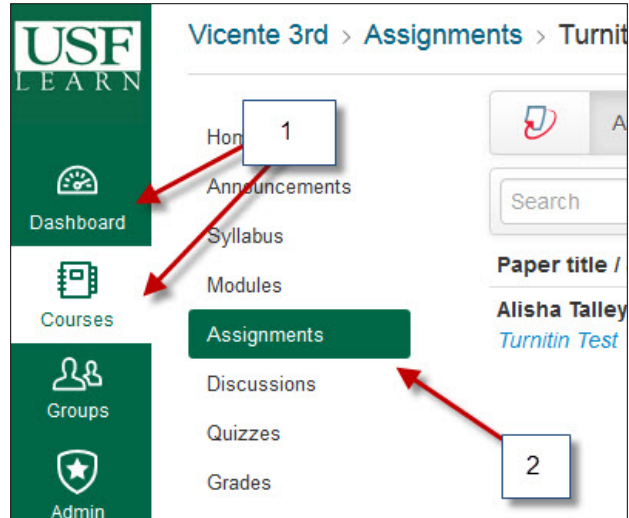


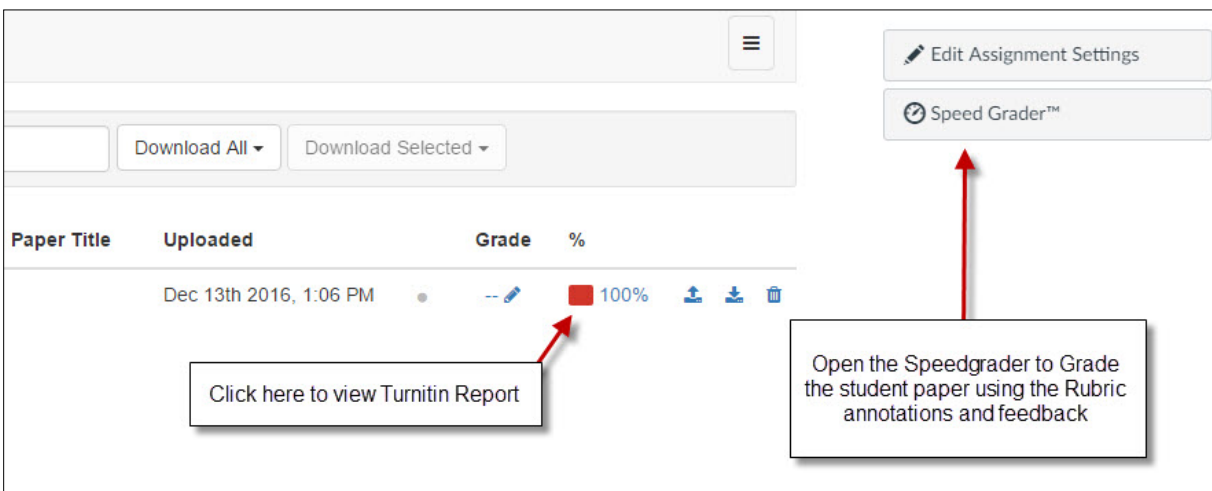
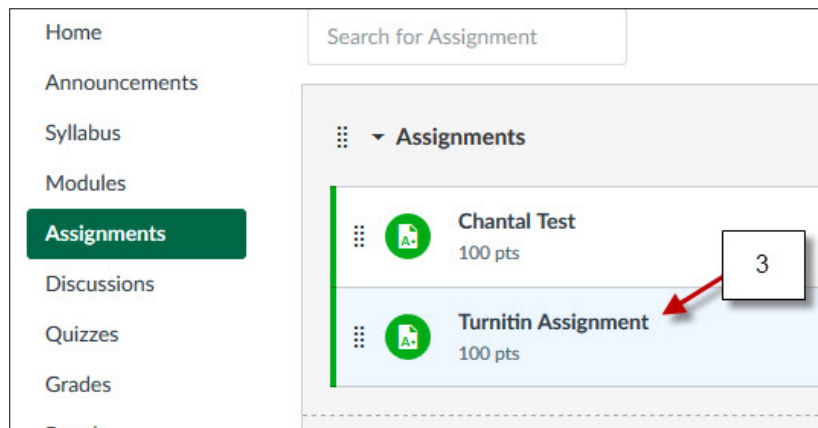
# GRADING STUDENTS PAPERS WITH TURNITIN

1) Go to your course by clicking on the **Dashboard** or **Courses** tab

2) Open the **Assignments** folder



3) Click on the name of the assignment with the **Turnitin** settings



# GRADING STUDENTS PAPERS WITH TURNITIN

When you open the **Turnitin** report you may see two different views. If you see the **Feedback Studio** view you can switch to **Turnitin Classic** by clicking the option on the bottom.

The screenshot displays the Turnitin Feedback Studio interface. The main document area shows a text excerpt with a 100% match highlighted in red. The right sidebar contains a list of sources, all marked as 100% matches. A vertical toolbar on the right side of the document area includes icons for Match Overview, All Sources, Filter and Settings, Download, and a 'Return to Turnitin Classic' button. Callout boxes with red arrows point to these icons. The bottom of the interface shows a footer with 'Page: 5 of 11', 'Word Count: 2707', and a 'Return to Turnitin Classic' link.

Source	Match
Submitted to 36568 Student Paper	100%
Submitted to American... Student Papers - 7 papers	100%
Submitted to Bridgepoi... Student Papers - 2 papers	100%
Submitted to Saint Leo ... Student Papers - 5 papers	100%
Submitted to University... Student Paper	100%
Submitted to Western ... Student Paper	100%
Submitted to American... Student Papers - 4 papers	100%
Submitted to Laramie ... Student Paper	100%
Submitted to University... Student Paper	100%
Submitted to University... Student Papers - 3 papers	100%

# GRADING STUDENTS PAPERS WITH TURNITIN

## Turnitin Classic view

The screenshot displays the Turnitin Classic view interface. At the top, there are tabs for 'Originality', 'GradeMark', and 'PeerMark'. The document title is 'Untitled' by 'CHANTAL OSCAR'. The Turnitin logo and a '100%' similarity score are visible in the top right. The main document area shows text with red highlights. A sidebar on the right, titled 'All Sources', lists several sources, each with a '100%' similarity score. Callout boxes with arrows point to various interface elements: 'Match Overview' and 'All Sources' in the sidebar; 'View Sources' at the bottom of the sidebar; and 'Print / Download' at the bottom left of the document area.

**NOTE:** Turnitin has a grades field that students see. If a teacher uses **SpeedGrader** it will not re-populate the grades field in Turnitin. The grade in Turnitin will remain empty, students may question why they don't see their grade there. Remind students that the grades are available thru their **Grades** in canvas.

Student Name	Secondary ID	Chantal Test Out of 100	Assignments 0.00% of grade	Assignments 0.00% of grade	Total
Chantal Oscar		100	100%	-	⚠️ 0%
Jack Schofield		-	-	-	⚠️ -
Test Student	352c7859d365				

Students can see their grades thru their Grades