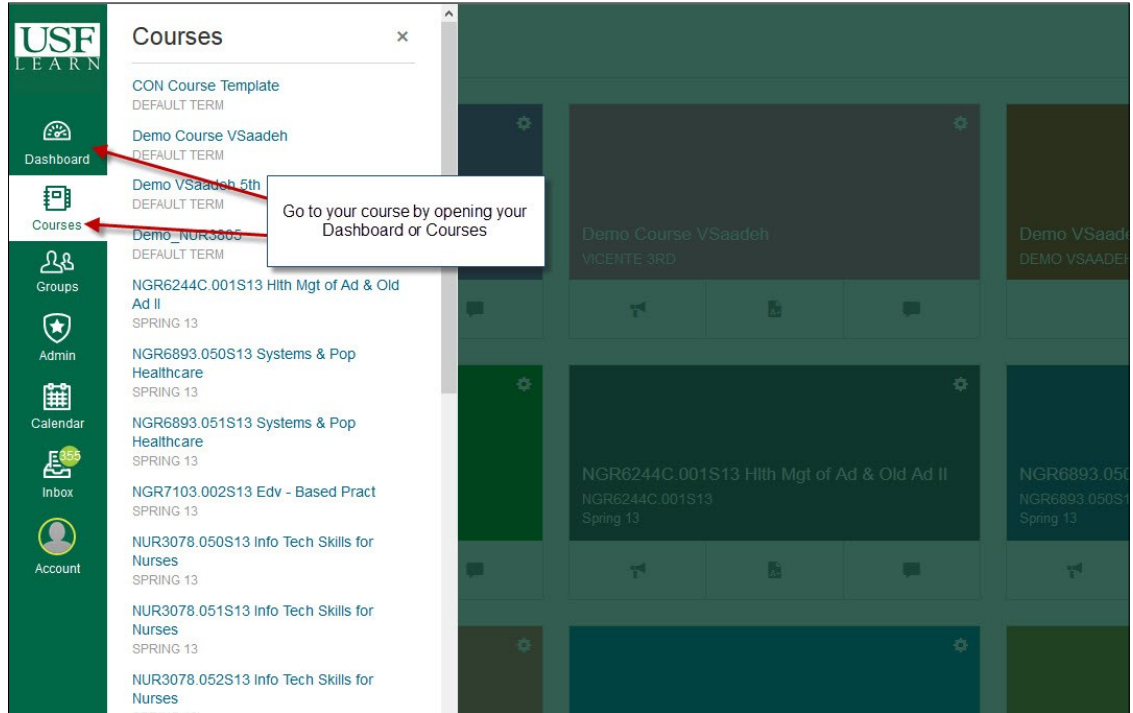
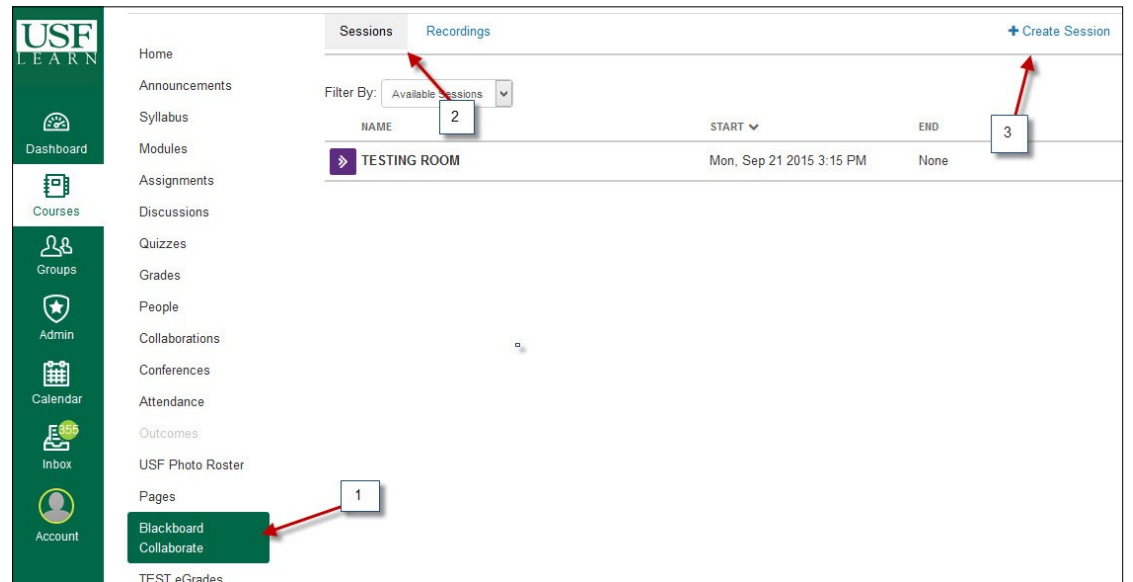


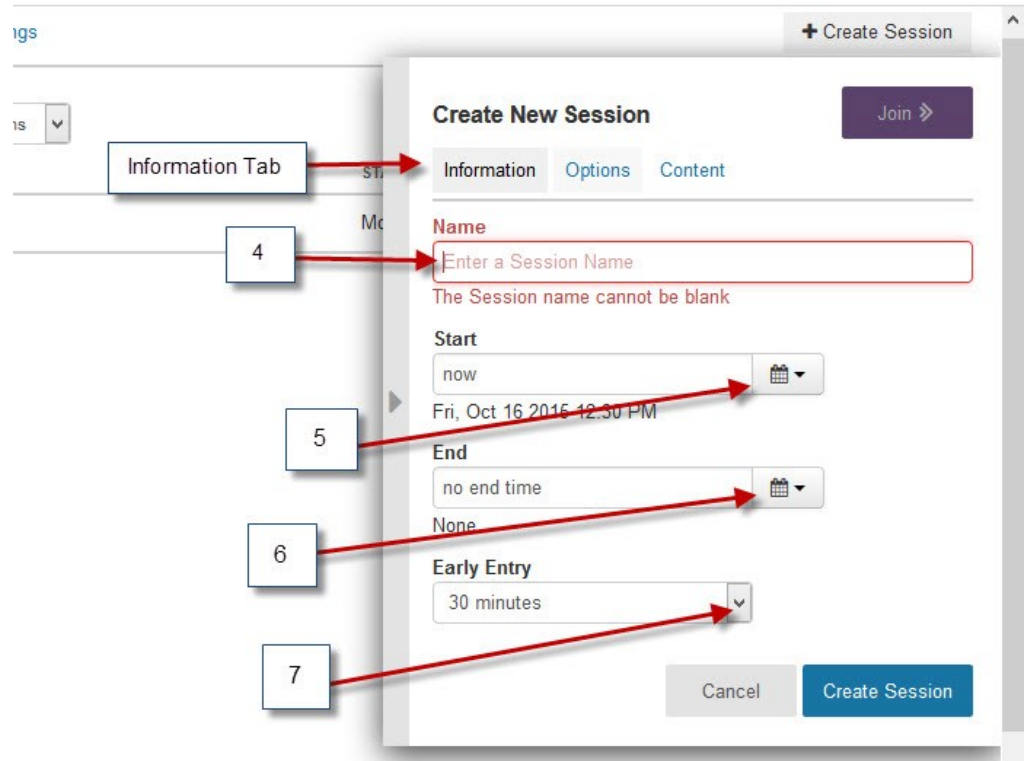
Open your Course by clicking the Dashboard or Courses tab.



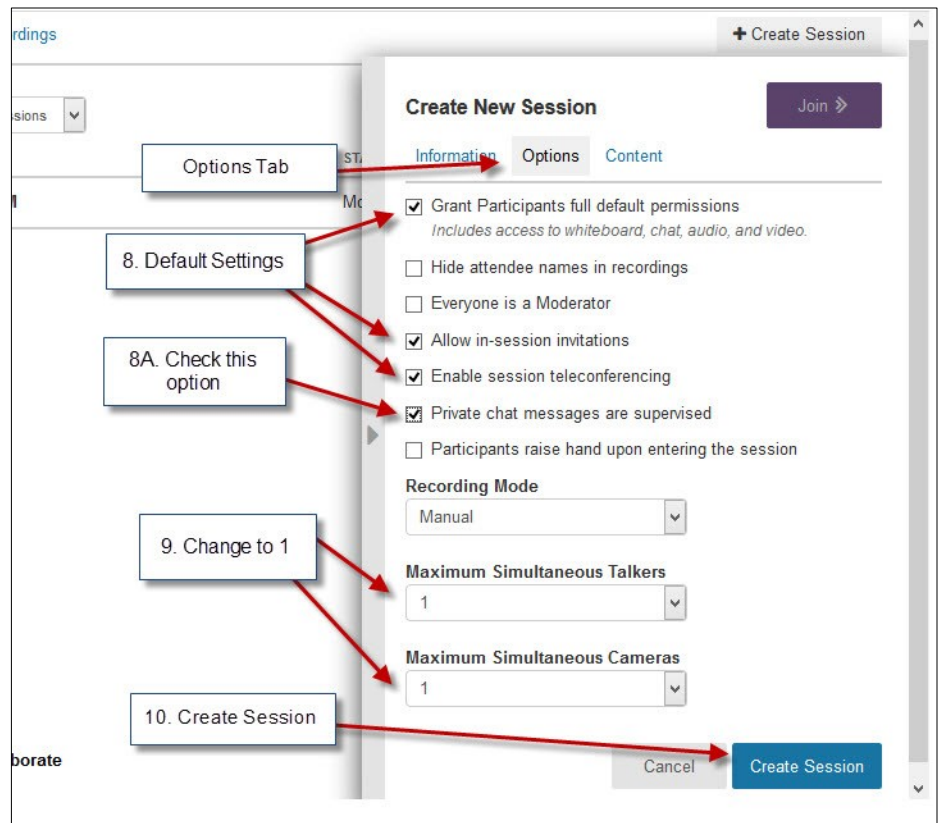
- 1) Go to Blackboard Collaborate
- 2) Go to Sessions
- 3) Create Sessions



- 4) Type Title
- 5) Click to open calendar to setup start time
- 6) Repeat previous step to setup end time
- 7) 30 minutes default

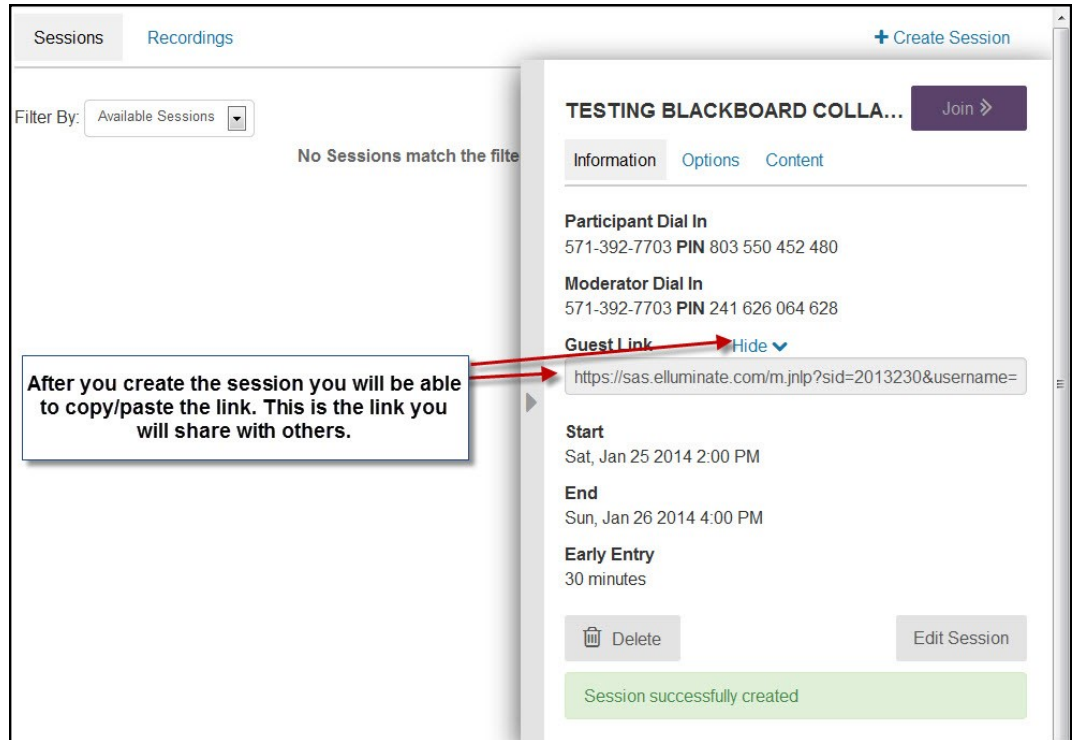


- 8) Default settings, Other are optional
- 8A) Check this option to monitor chats
- 9) Change to 1
- 10) Click to Create Session.



# How to create a Blackboard Collaborate session

After creating the session click on Show Guest Link. Copy and paste this link if sharing

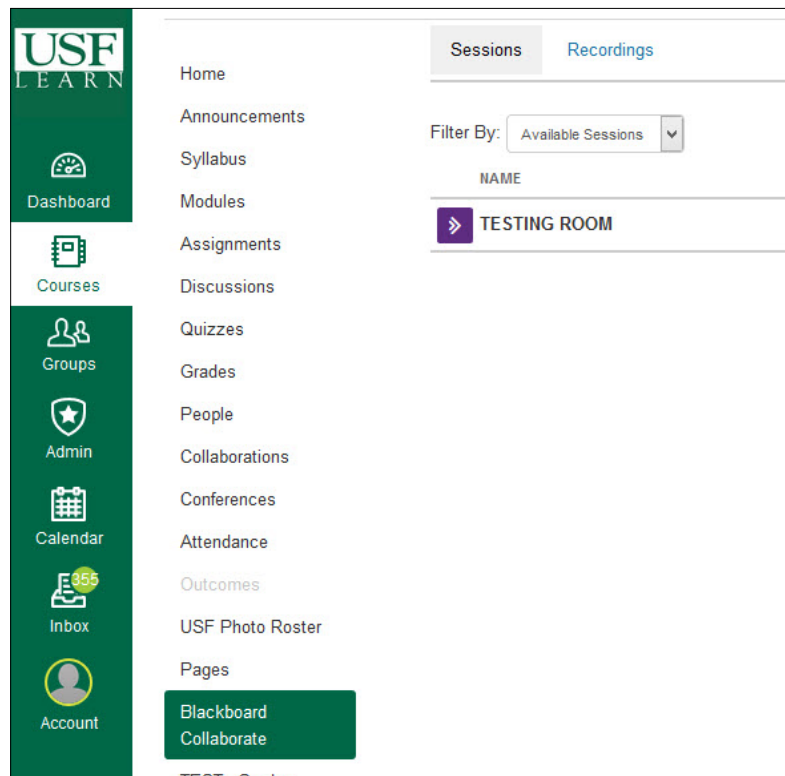


The screenshot shows the Blackboard Collaborate session creation interface. On the left, there is a 'Sessions' tab with a 'Filter By' dropdown set to 'Available Sessions' and a message 'No Sessions match the filter'. On the right, a session titled 'TESTING BLACKBOARD COLLA...' is being created. The session details include:

- Participant Dial In:** 571-392-7703 PIN 803 550 452 480
- Moderator Dial In:** 571-392-7703 PIN 241 626 064 628
- Guest Link:** <https://sas.illuminate.com/m.jnlp?sid=2013230&username=>
- Start:** Sat, Jan 25 2014 2:00 PM
- End:** Sun, Jan 26 2014 4:00 PM
- Early Entry:** 30 minutes

Buttons for 'Delete' and 'Edit Session' are visible at the bottom. A green banner at the bottom of the session details panel reads 'Session successfully created'. A callout box with a red arrow pointing to the Guest Link field contains the text: 'After you create the session you will be able to copy/paste the link. This is the link you will share with others.'

Your Session is ready



The screenshot shows the Blackboard Learn navigation menu. On the left is a vertical sidebar with icons and labels for: Dashboard, Courses, Groups, Admin, Calendar, Inbox (with a '355' notification badge), and Account. The main navigation area lists various options: Home, Announcements, Syllabus, Modules, Assignments, Discussions, Quizzes, Grades, People, Collaborations, Conferences, Attendance, Outcomes, USF Photo Roster, Pages, Blackboard Collaborate, and TESToGrades. On the right, there is a 'Sessions' tab with a 'Filter By' dropdown set to 'Available Sessions' and a list of sessions under the heading 'NAME', with 'TESTING ROOM' listed as the first item.