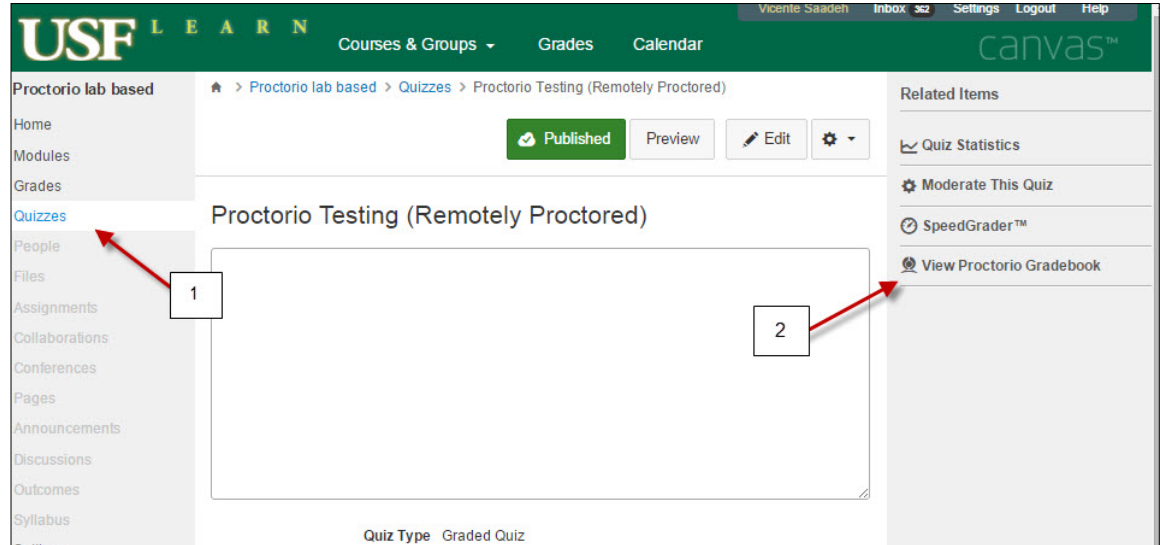


How do I Review Quizzes using Proctorio

College of Nursing

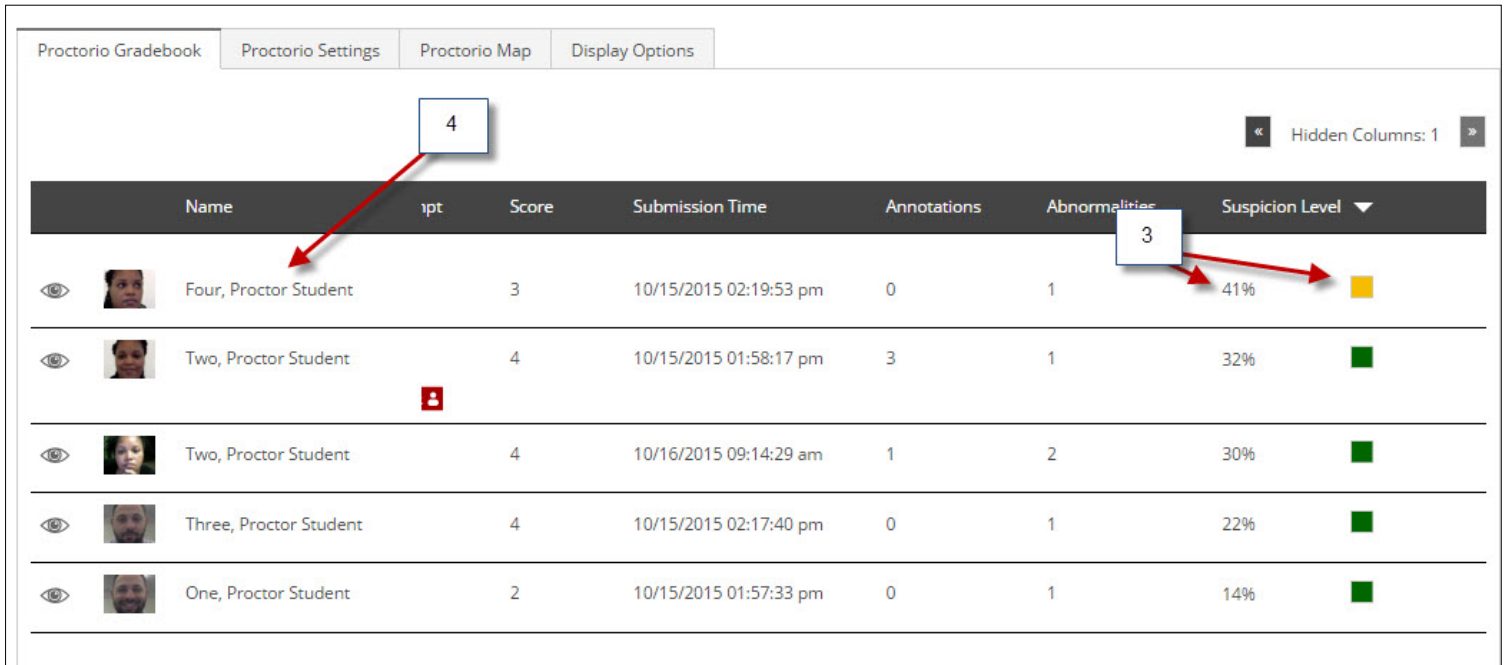
1) Go to your course, open the **Quizzes** section then open the Quiz

2) Click on **View Proctorio Gradebook**



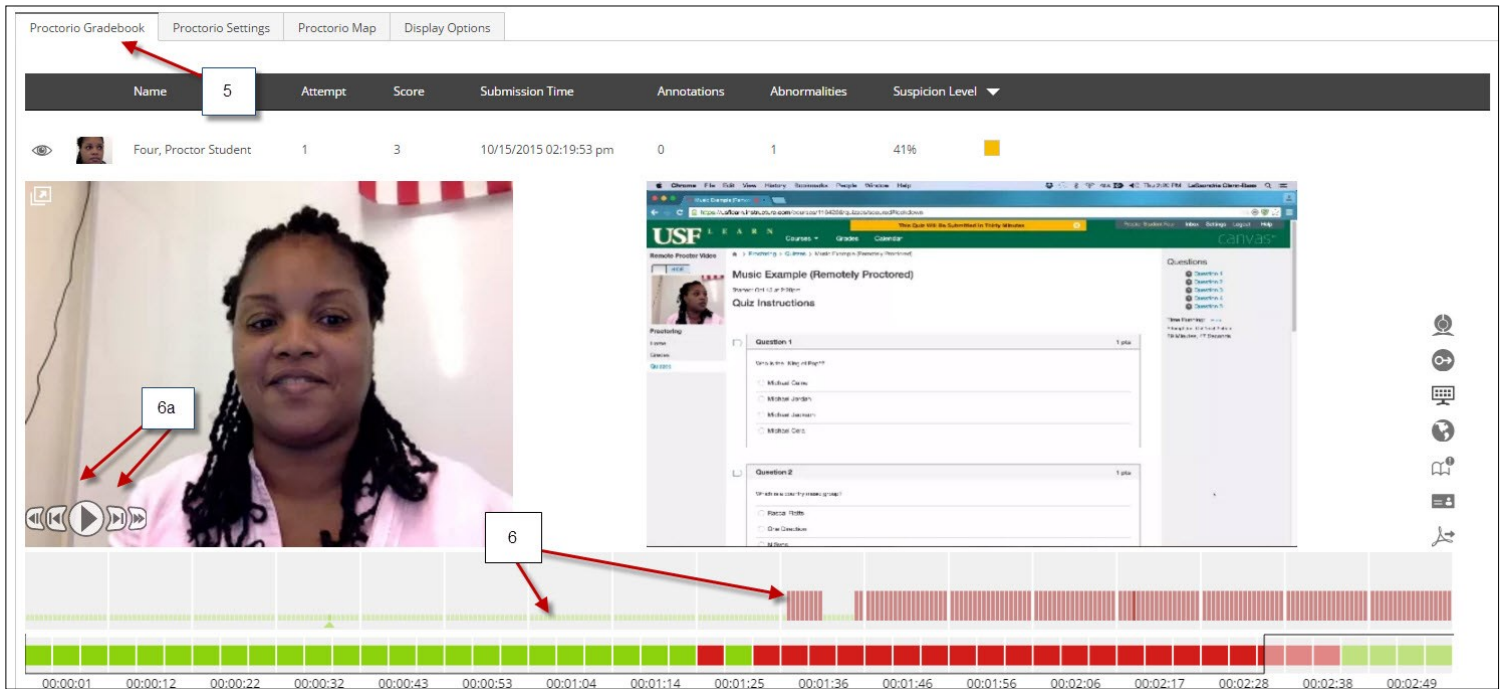
3) Suspicious level for the students

4) Select student that you want to review



Name	Apt	Score	Submission Time	Annotations	Abnormalities	Suspicion Level
Four, Proctor Student		3	10/15/2015 02:19:53 pm	0	1	41% ■
Two, Proctor Student	■	4	10/15/2015 01:58:17 pm	3	1	32% ■
Two, Proctor Student		4	10/16/2015 09:14:29 am	1	2	30% ■
Three, Proctor Student		4	10/15/2015 02:17:40 pm	0	1	22% ■
One, Proctor Student		2	10/15/2015 01:57:33 pm	0	1	14% ■

- 5) This is the view of the **Proctorio Gradebook**
- 6) Click on the Timeline to view specific time during the student exam
- 6a) Playback options of the video



7) If you need assistance from Proctorio click the shield icon to open the Proctorio Support window

8) Click here for Live Chat support

9) Click here to search for other support

NOTE: Technical support is available 24 / 7 / 365 via chat, email, phone, and SMS.

Support: 844-394-8699

