

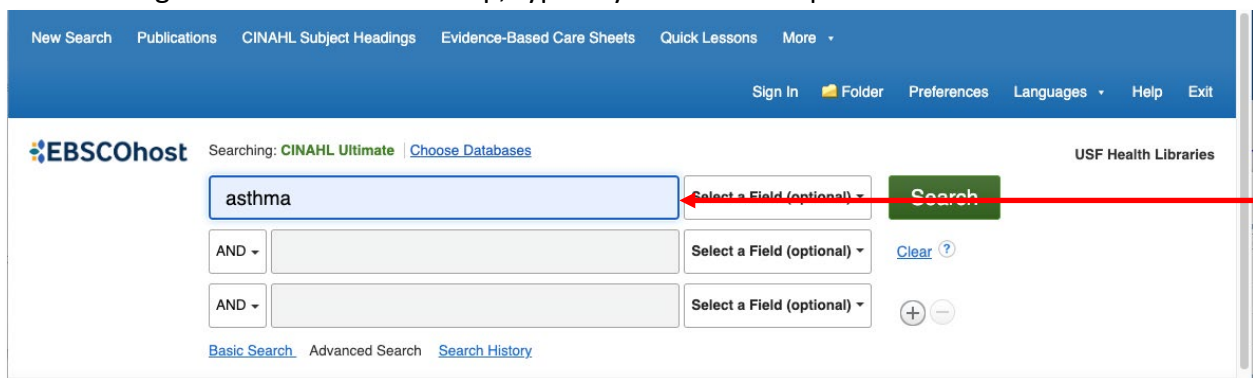
Using CINAHL Database

CINAHL Education Modules

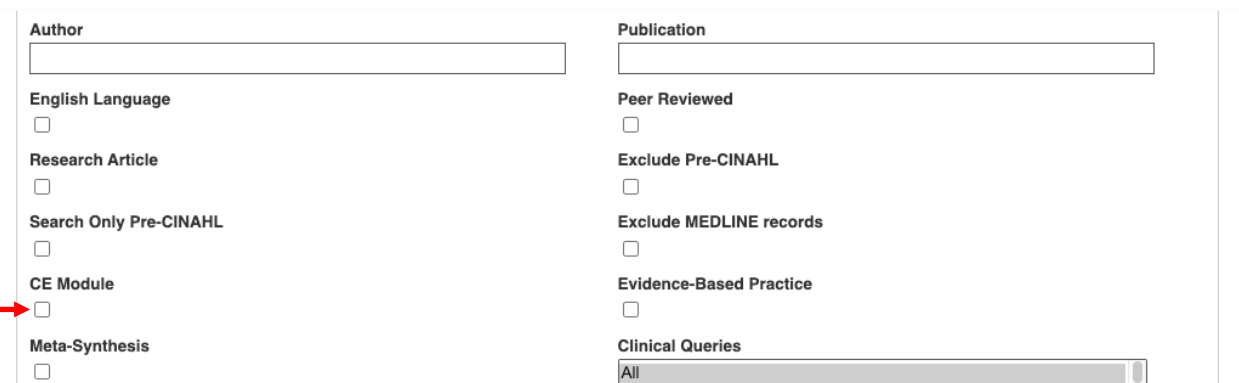
CINAHL Education is a platform that USF Health has access to contains Nursing CEUs for free. These CEUs are contained in modules that can be imported into your course that can be learning activities or assessments for your students to complete. There are two ways to access these. First is the CINAHL Ultimate Database, where you will search for a topic, you are interested in and filter by CEU. In addition, you may go straight to the CINAHL Education module search platform to find additional modules and review the associated course materials and learning activities.

Using the CINAHL Ultimate Database

1. Navigate to libraries.health.usf.edu/cinahl-ultimate
2. Use your USF NETID login to access the database.
3. Using the search bar at the top, type in your desired topic.



4. Before clicking **Search**, scroll down to the advanced search options and under Limit your results select **CE Module**. This will ensure you only view topics that have associated CE modules.



5. Click on the topic you would like to review from your search results. After reviewing, if you would like to have the associated module of the topic inserted into your course, please click the **Permalink** button to retrieve the link to this page. Send this link to EDT to have them insert it into your course.

Minor Subjects: [Adult; Education, Continuing \(Credit\); Patient Education; United States](#)

CE Module: [Asthma, Adult--CE Module](#)

Entry Date: 20041209

Create Note

Permalink

Translate

Step 5

Using CINAHL Education – Create an Account

1. Navigate to ceu.cinahl.com/login
2. Click the [click here to pre-register](#) button.
3. Complete the registration information. It is suggested that you use your USF email address.
4. You will receive an activation email from CINAHL support. Please follow the instructions in the email to activate your account.

CINAHLeducation

Welcome to **CINAHLeducation**.

The **CINAHLeducation** program provides nursing, social work, and allied health professionals a convenient way to obtain their certificates of completion for continuing education required by the states in which they practice or the facilities in which they work. These interactive modules allow health professionals to satisfy CE requirements online. Each module consists of course material, an interactive review, a competency test, and a module evaluation. A certificate is awarded upon satisfactory completion of the competency tests. Completion requirements are provided in each module.

If you are a **NEW** user and have not registered before, please [click here to pre-register](#).

Step 2

Accessing Content Modules – After Account Creation

1. Navigate to ceu.cinahl.com/login and login.
2. Click [Nursing Reference Center Plus](#).

Nursing Reference Center with Patient Education Reference Center

[Nursing Reference Center Plus](#)

[Nutrition Reference Center](#)

[Rehabilitation Reference Center](#)

Step 2

3. Click [Available Modules](#) at the top of the page.

CINAHLeducation

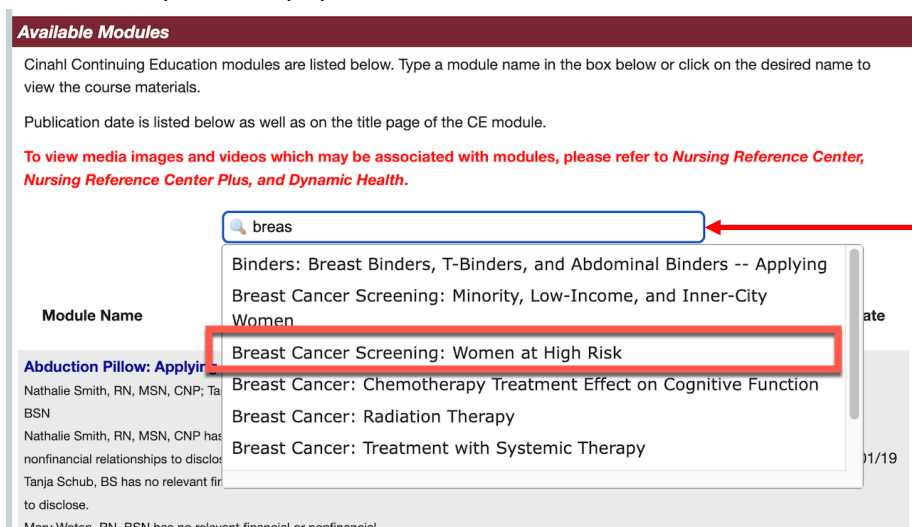
[Available Modules](#) [How To Use](#) [FAQs](#)

Welcome, _____ !

This is not you? Please [click here](#).

Step 3

4. Begin typing the topic you would like to find in the *Search Bar* and click on the appropriate topic that populates in the drop-down list. You may need to type the topic slowly to allow the options to populate.



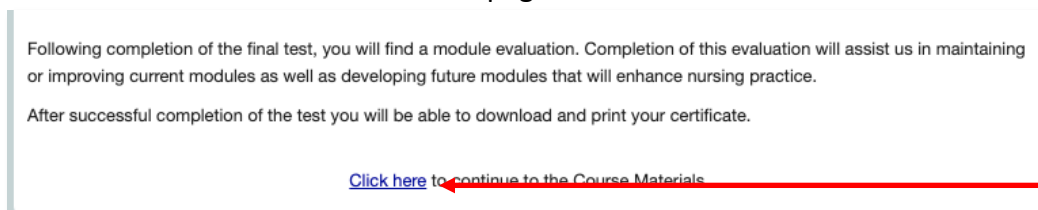
Step 4

5. Click [Click here to Accept and Continue.](#)



Step 5

6. Click the [Click here](#) at the bottom of the page to access the course materials.



Step 6

- Please review the information associated with the module. You will click **Course Materials** from the top and can click to review the **Interactive Review** activity from the top as well. Once you have reviewed the course materials and want to import the module into your course, please provide the EDT team with the exact name of the module which can be located within the red upper part of the screen. The EDT team will import the module into your course.

The screenshot shows the CINAHL Education interface. At the top, there is a navigation bar with buttons for 'Available Modules', 'How To Use', 'FAQs', 'Course Materials', 'Interactive Review', and 'Take Test'. Below this is a user greeting: 'Welcome, [redacted]!' with a link to 'click here' if the user is not logged in. A secondary navigation bar includes 'Packages', 'Notifications', 'Transcript', 'Profile', and 'Logout'. The main content area shows a breadcrumb trail: 'Nursing Reference Center » Nursing'. The selected module is 'Breast Cancer Screening: Women at High Risk', which is highlighted with a red background. Below the title, the authors are listed: 'Tanja Schub, BS; Morgan Nicole Holle, RN, BSN, OCN; Jennifer Kornusky, RN, MS'. The page content includes a 'Goal' section and an 'Objectives' section with a list of four learning objectives.

Step 7